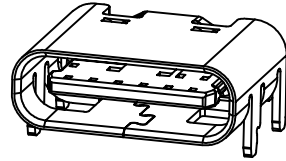
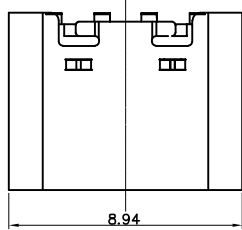


符合RoHS环保要求



NOTE:

1.MATERIAL SPECIFICATION:

- 1.HOUSING:HIGH TEMPERATURE RESISTANT PLASTIC,UL94 V-0.
- 2.CONTACTS: COPPER ALLOY
- 3.MID PLATE: STAINLESS STEEL
- 4.FRONT SHELL: STAINLESS STEEL

2.PLATING SPECIFICATION:

- 2-1.CONTACTS:
Ni 50u" MIN. UNDER PLATED OVER ALL.
Au PLATED ON THE FUNCTIONAL AREA OF CONTACT.
(GOLD PLATING THICKNESS FOLLOW THE P/N)
PLATING SPECIFICATIONS OF THE SOLDER AREA FOLLOW THE P/N

2-2.FRONT SHELL:

SEE TABLE1.

2-3.SHIELD PLATE&EMI PLATE:

CLEAR ONLY

3.MECHANICAL PERFORMANCE,

- 3-1.INSERTION FORCE: 0.5~2.0kgf.
- 3-2.REMOVAL FORCE: 0.8kgf~2.0kgf.
- 3-3.DURABILITY: 5000 CYCLES.

4.ELECTRICAL PERFORMANCE,

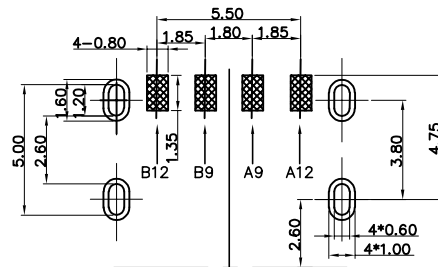
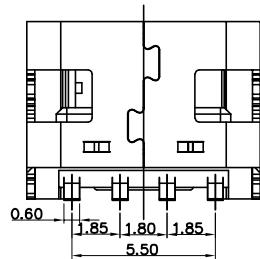
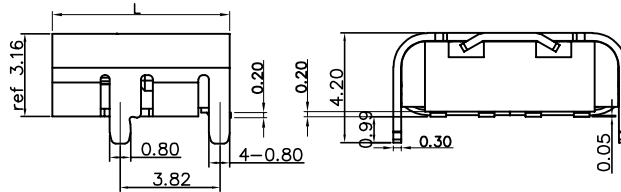
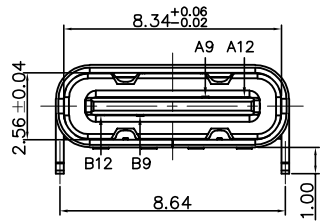
- 4-1. CURRENT RATING: 3.0A
VOLTAGE RATING: 5.0V
- 4-2. LLCR:
VBUS & GND PINS AND OTHER PINS: 40mΩ/PIN MAX.
SHIELD: 50mΩ/MAX.
LLCR MAX. CHANGE OF ALL PINS: 10mΩ.
- 4-3.INSULATION RESISTANCE: 100MΩ MIN
- 4-4.DIELECTRIC WITHSTAND VOLTAGE,AC 100V FOR 1 MINUTE.

5. ENVIRONMENTAL PERFORMANCE:

OPERATING TEMPERATURE: -25°C~+85°C.

6.IR REFLOW:

THE PEAK TEMPERATURE ON THE BOARD SHALL BE MAINTAINED FOR 10 SECONDS AT 260°C.



RECOMMENDED P.C.B. LAYOUT
TOLERANCE UNSPECIFIED ±0.05mm

PIN ASSIGNMENTS

A9	VBUS	B12	GND		
A12	GND	B9	VBUS	L	L=6.5
PIN	SIGNAL NAME	PIN	SIGNAL NAME	L	L=6.8

UNITS mm	SCALE 1:1	REV. B3	SHEET 1 OF 1	深圳市创勤科技有限公司 SHENZHEN CHUANGQIN TECHNOLOGY CO., LTD.	
		DATE 2020.08.10		TITLE USB TYPE-C 4PIN板上型DIP+SMT	
		DR. LIN YUN		FINISH SEE TABLE	
GENERAL TOLERANCE 0. ±0.30 0.0 ±0.20 0.00 ±0.10 0.° ±4° 0.0° ±2°		CHK. LI JY		MAT'L SEE TABLE	
		APPD. ZHANG		PART NO. /	
		DWG.NO. CQ057-TFBS0468132		SIZE A4	