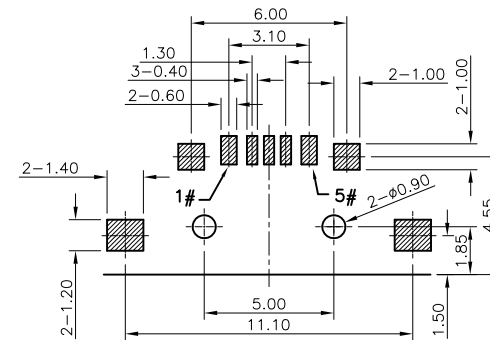
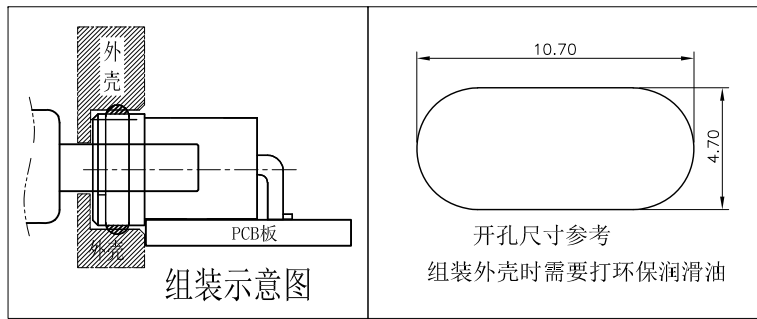
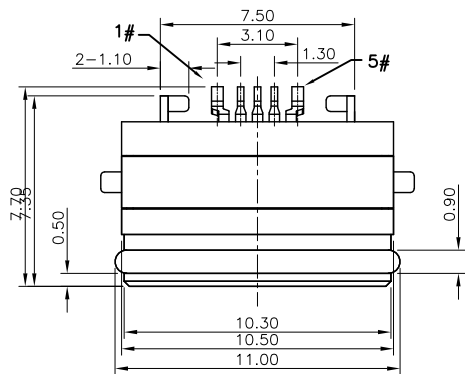
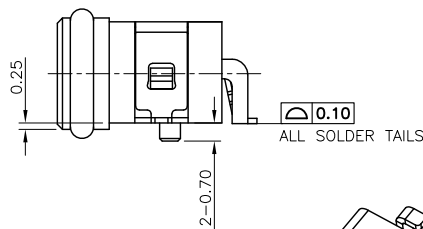
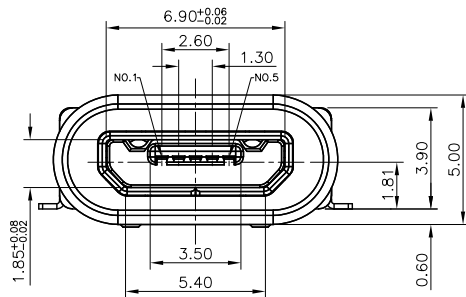


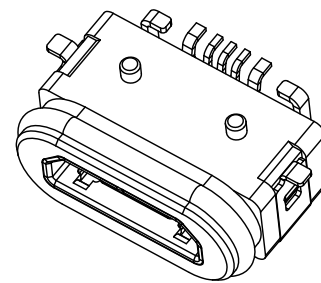
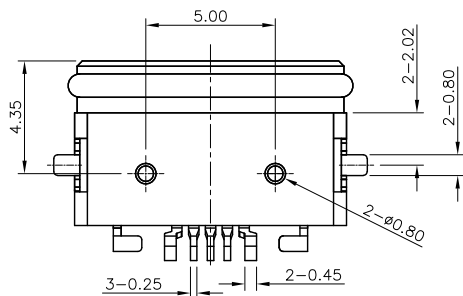
REVISIONS					
REV.	ECN NO.	LOCATION	DESCRIPTION	DATE	DESIGN
X1	NA		INITIAL RELEASE	2018.03.16	WIND



RECOMMENDED P.C.B. LAYOUT (TOP VIEW)
GENERAL TOLERANCE: ±0.05



⑦	Oval ring	1	Rubber	Black
⑥	Glue	1	---	Black
⑤	U-shaped frame	1	Copper alloy or stainless	Nickel plated
④	Inner shell	1	Copper alloy or stainless	Nickel plated
③	Terminal	5	Copper alloy, 0.15t	Gold Plated On Contact Area
②	Outer shell	1	High temperature thermoplastic	Black
①	Body	1	High temperature thermoplastic	Black
NO.	DESCRIPTION	QTY	MATERIAL	REMARK



3D VIEW

SPECIFICATIONS:

- ELECTRICAL CHARACTERISTICS:
 - RATING: 3A(PIN1&5),0.5A(PIN2&3&4);
 - CONTACT RESISTANCE: 30 mΩ MAX.(INITIAL);
 - DIELECTRIC WITHSTANDING: 500V AC MIN.;
 - INSULATION RESISTANCE: 1000MΩ MIN.;
- DURABILITY: 10,000 CYCLES MIN.;
- INSERTION FORCE: 3.5Kgf (35N) Max.;
- EXTRACTION FORCE: 0.8Kgf (8N) Min.;
- WATER PROOFNESS: THIS PRODUCT IS BASED ON IPX8.
- PLUG INTERFACE DIMENSIONS COMFORM TO USB2.0 SPEC.
- PACKAGING: TAPE & REEL.

Contact Number	Signal Name	Remarks
1#	VBUS	Power
2#	D-	Date-
3#	D+	Date+
4#	ID	Reserve or Gound
5#	GND	Gound

This document is the property of CHUANGQIN development corporation.

深圳市创勤科技有限公司
SHENZHEN CHUANGQIN TECHNOLOGY CO., LTD.

Unless otherwise specified, Tolerance:
X. ±0.30
X.x ±0.20
X.xx ±0.15
X.xxx ±0.10
Angles ±3°

DESIGN	LIN YUN	DATE	2018.03.16
CHECKED		DATE	
APPROVED		DATE	
PART NO.	CQ-MUB-FSW		
DRAWING NO.	CQ-MUB-FSW1		

TITLE:	MICRO USB 2.0 B TYPE RECEPTACLE		
	CUSTOMER DRAWING IP68		
REV.:	X1	SCALE:	6:1
UNIT:	mm	SHEET:	1/1